

# Monthly Report Dec 2020-21



**Doctors For You (DFY) follows Social distancing Guidelines at all our Centres**



Total Patients Aailed services at DFY Lallubhai Compound Center	Total Patients Aailed services at DFY Natwar Parikh Center	Total Patients Aailed services at the Lallubhai & Natwar Parikh Centers
7268	916	8184

OPD's	Patients availing services at LB	Patients availing services at NP
General OPD + MCH	618	466
Dental	275	0
Physiotherapy (General + Disability rehabilitation)	162	-
Special OPD (Skin + Gynec + Diabetes + Opthal + Ortho)	58	0
Under Five OPD (Malnutrition + Immunization + Vitamin A + Deworming)	935	148
Tuberculosis (ADR + DOTS + Nutrition (Ration) + PPSA)	595	302
Pathology	87	0
Health Camps(MMU+ Camps)	4538	0
<b>Total</b>	<b>7268</b>	<b>916</b>



## Content:

<b>Sr. No.</b>	<b>Topics</b>	<b>Pg. No.</b>
1	Introduction	4
2	Highlights of the month	5
3	Project Statistical Data	6
3.1.1	General OPD services at Lallubhai Compound Centre	6
3.1.2	MCH services at Lallubhai Compound Centre	6
3.1.3	General OPD services at Natwar Parikh Centre	7
3.1.4	MCH services at Natwar Parikh Centre	7
3.2.1	Dental care services at Lallubhai Compound Centre	9
3.3.1	Outreach Immunization Services (0-5 age group children)	10
3.3.2	Center Immunization Services (0-5 age group children)	10
3.4.1	T B Clinic:	11
3.5.1	Laboratory Services	12
3.6.1	Family Planning Services	14
3.7.1	PPSA	15
4.1.1	Special OPD Services at Lallubhai Compound	16
5.1.1	General Physiotherapy Clinic at Lallubhai compound center.	17
5.1.2	Disability Rehabilitation Clinic at Lallubhai Compound Centre.	18
6.1.1	Challenges faced by staff & management department	19
7.1.1	Photo gallery	20





## 1. Introduction

---

Mumbai Railway Vikas Corporation (MRVC), MMRDA & Doctors for You (DFY) have been working in the M-east ward of Mumbai for the past three years for improvement in the socio economic and health indicators of the PAP's resettlement colonies. The interventions are being carried out through two health centers in the area. The Health centre in Natwar Parikh Area is functional since 2010 and in Lallubhai compound since 2013. The services are provided on daily basis by the team of doctors, paramedical staffs and outreach workers. The services are provided at the health centers on daily basis like general OPD, dental OPD, Tuberculosis treatment, Immunization, Growth monitoring OPD, family planning and maternal & child health services.

In the health centre at Lallubhai compound specialized services i.e. physiotherapy and disability rehabilitation, Gynecology clinic, Eye clinic and Skin disease, Psychiatric, heart ailments treatment etc. are also provided. The OPD services are backed up by laboratory services and pharmacy. With the opening of health centre, quality health services are easily accessible and affordable to residents of these PAP's resettlement colonies and nearby slum areas. DFY have now been providing health care services to more than 3 lakh populations.

Apart from services at the health centre, health services and awareness activities are also organized in the area through community meetings, rally, and street plays etc. The main aim of the project is to provide preventive and curative health care services to all



## 2. Highlights of the month

### 1. Mobile Medical Units (MMU):

Mumbai DFY is screening patients through Mobile Medical Units (MMU) with the help of doctors and nursing staff. Covering different community, vulnerable area and slum Total Beneficiaries covered in MMU this Month is 1020 & the total no of MMU is 20.

### 2. Disinfection Activity:

For current situation Disinfection activity plays an important role as cleanliness can prevent staff and patients by getting infected. Disinfection is done both in our center and Ambulance. Three times in our centers before and After OPDs and ambulance are disinfected pre and post activity.

### 3. Protect the protectors Campaign:

DFY has donated materials and equipment like PPE Kit, Face Shield, N-95 Face Mask, Sanitizer Hand gloves etc to the hospitals and for Frontline health workers working against covid-19.

### 4. Audio awareness activities:

DFY is regularly working on the Awareness Activity in order to make people aware and guide them to prevent and protect themselves in Covid-19 Pandemic. Total area covered at M East ward: 50 locations.

### 5. Blood Donation camp at LB centre

DFY organised blood donation camp at MRVC DFY Lallubhai centre in collaboration with KEM Hospital, Mumbai. The total number of 35 people donated their blood for the blood donation camp.

### 6. Immunization: DFY is continuing immunization of children on field during this pandemic. Immunization on wheels covers various Slums and Health post in M-east Ward; Total Number of beneficiaries covered is 450.

### 7. Ambulance facility for the community :

Dfy has Donated Ambulance to M East Ward, BKC Isolation Ward and G North sponsored by Wipro Foundation so there would be no delay in transportation of patient and to start early treatment of suspected and positive patients.



### 3. Project Status and Statistical Data

The area wise details of health care activities undertaken by DFY are given below:

#### Statistical Data of Health Centre based activities

**Table 3.1.1 General OPD services at Lallubhai Compound Centre**

Sr. no.	Particulars	Dec-20	Year 2020-21	Dec-19	Year 2019-20	Total Since Last Month	Total Since 2012
I	G.OPD Patients	618	38270	1537	29677	154331	154949
a	Male Patients	195	12670	594	9773	58242	58437
b	Female Patients	423	24600	943	18904	94584	95007
c	Children Below 5	62	4442	112	3538	23536	23598
d	Children b/w 5 and 12 years	39	2305	93	1771	14574	14613
e	Patients Above 60 Years	108	9202	485	7211	30810	30918
f	New Patients	613	16844	654	12417	30536	31149
g	Follow up Patients	5	20552	883	16386	48368	48373

**Table 3.1.2 MCH services at Lallubhai Compound Centre**

Sr. No.	Particulars	Dec-20	Year 2020-21	Dec-19	Year 2019-20	Total Since Last Month	Total Since 2012
1	ANC check-up	2	728	5	704	2983	2985
2	Family Planning Services	10	1344	38	1180	6582	6587
3	Gynecological Condition	5	133	38	1180	6185	6190
4	Immunization Services (ANC+ Routine)	626	10488	400	7807	22025	22651
5	Vitamin A Supplementation	169	3021	105	2257	12462	12631
6	De-worming Services	81	4444	150	3630	16289	16370



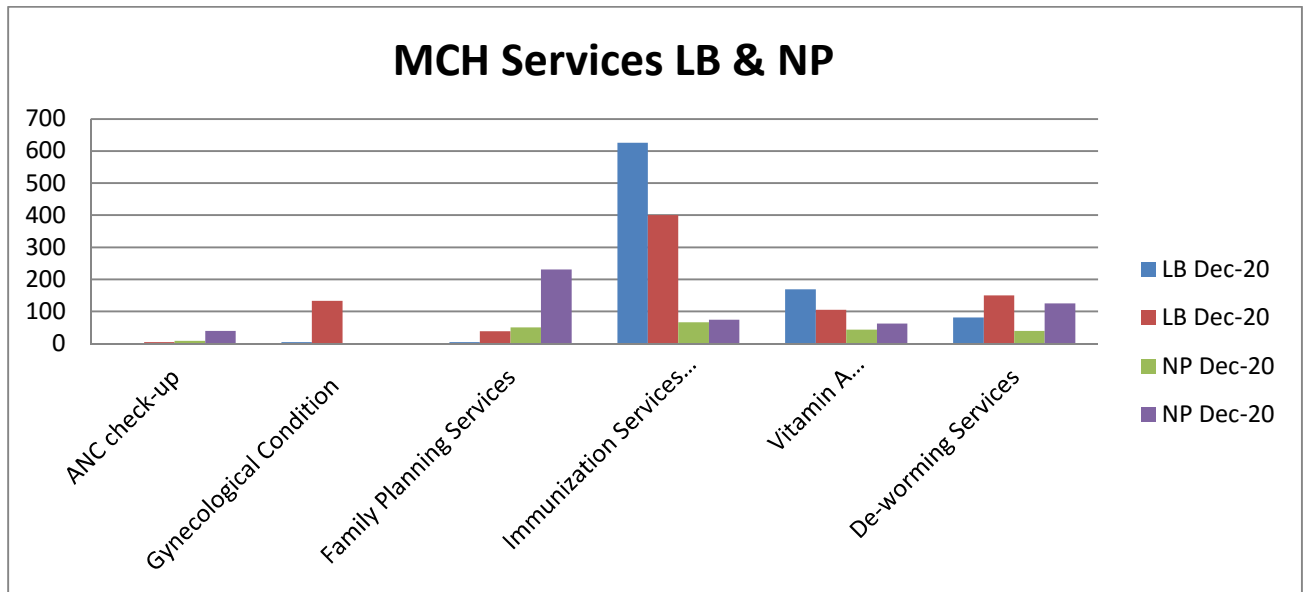
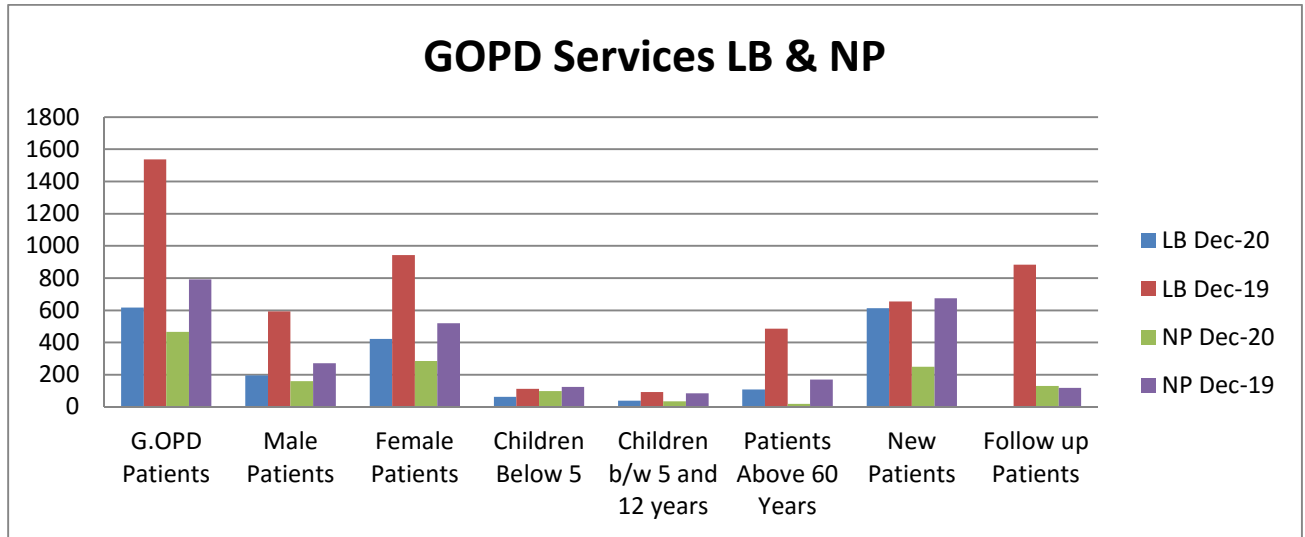
**Table 3.1.3 General OPD services at Natwar Parikh Centre**

Sr. No.	Particulars	Dec-20	Year 2020-21	Dec-19	Year 2019-20	Total Since Last Month	Total Since 2012
II	G.OPD Patients	466	20225	792	15631	869506	869972
a	Male Patients	160	6751	272	5145	34640	34800
b	Female Patients	286	13454	520	10486	58628	58914
c	Children Below 5 year	99	2569	125	1758	16260	16359
d	Children b/w 5 to12 years	34	2084	84	1709	12013	12047
e	Patients Above 60 Years	19	3070	170	1921	8334	8353
f	New Patients	250	12963	674	9506	22063	22313
g	Follow up Patients	130	7176	118	6125	33710	33840

**Table 3.1.4 MCH services at Natwar Parikh Centre**

Sr. No.	Particulars	Dec-20	Year 2020-21	Dec-19	Year 2019-20	Total Since Last Month	Total Since 2012
1	ANC check-up	9	713	39	836	2252	2261
	Gynecological Condition	14	1339	38	1180	6185	6199
2	Family Planning Services	50	4028	231	2551	7676	7726
3	Immunization Services (ANC+ Routine)	66	2632	74	2420	9586	9652
4	Vitamin A Supplementation	43	1573	62	1336	6749	6792
5	De-worming Service	39	3988	125	2624	11342	11381

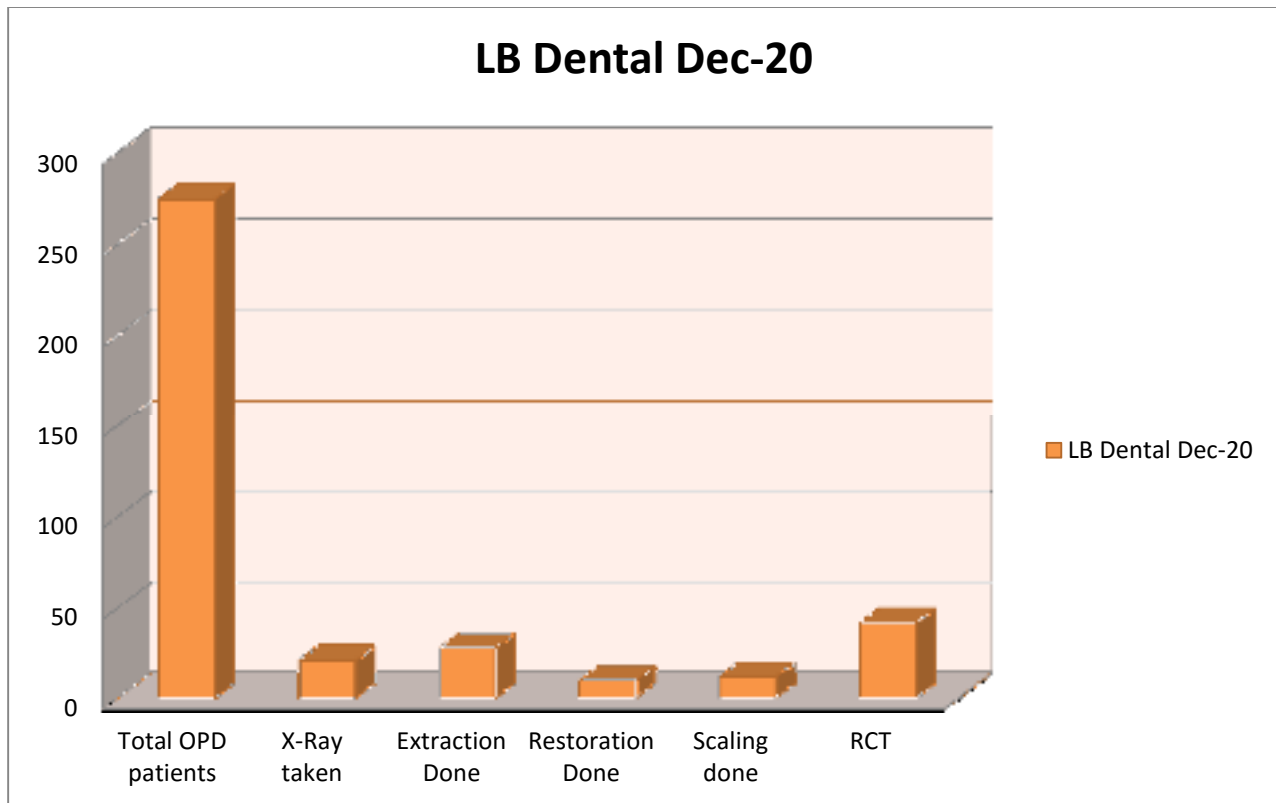






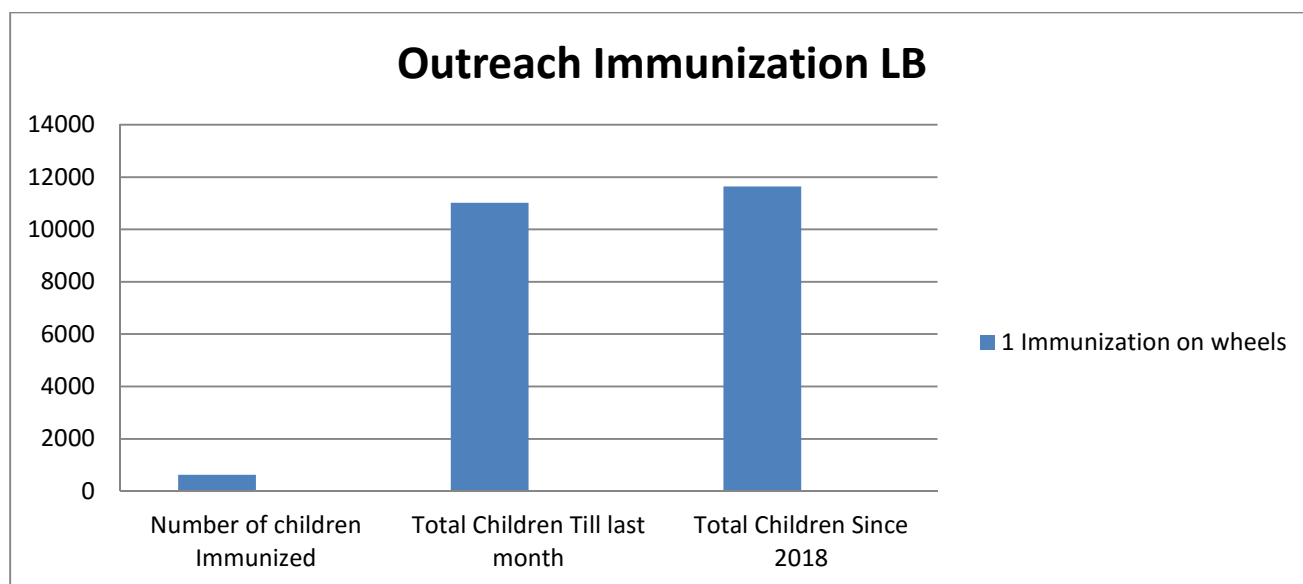
**Table 3.2.1 Dental care services at Lallubhai Compound Centre**

Sr. No	Particulars	Dec-20	Year 2020-21	Total Since Last month	Total Since Oct 2012
1	Total OPD patients	275	11084	<b>31231</b>	31506
2	X-Ray taken	21	759	1724	1745
3	Extraction Done	28	934	3237	3265
4	Restoration Done	10	379	1019	1029
5	Scaling done	12	289	886	898
8	RCT	42	649	2530	2572



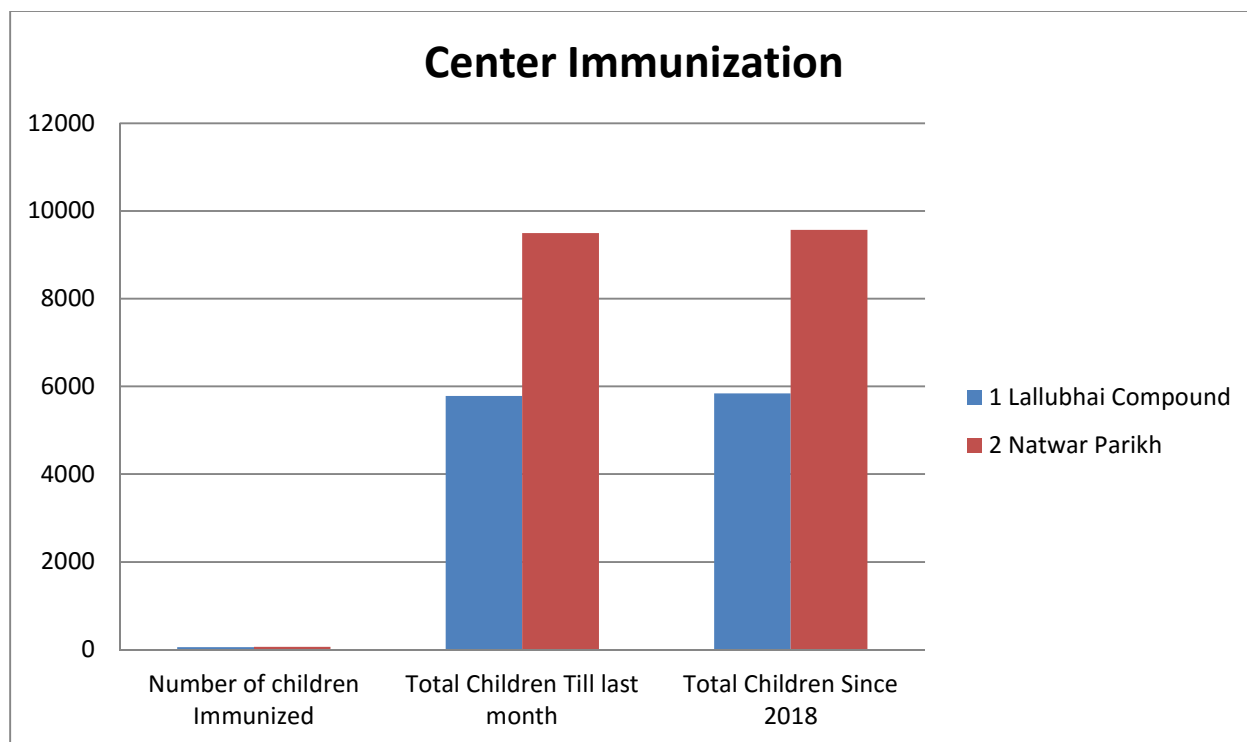
**Table 3.3.1. Outreach Immunization Services (0-5 age group children)**

Sr. No.	Health Centre	Number of children Immunized	Total Children Till last month	Total Children Since 2018
1	Immunization on wheels	626	11011	11637
<b>Total</b>		<b>626</b>	<b>11011</b>	<b>11637</b>

**Table 3.3.2. Center Immunization Services (0-5 age group children)**

Sr. No.	Health Centre	Number of children Immunized	Total Children Till last month	Total Children Since 2018
1	Lallubhai Compound	59	5781	5840
2	Natwar Parikh	66	9499	9565
<b>Total</b>		<b>125</b>	<b>15280</b>	<b>15405</b>

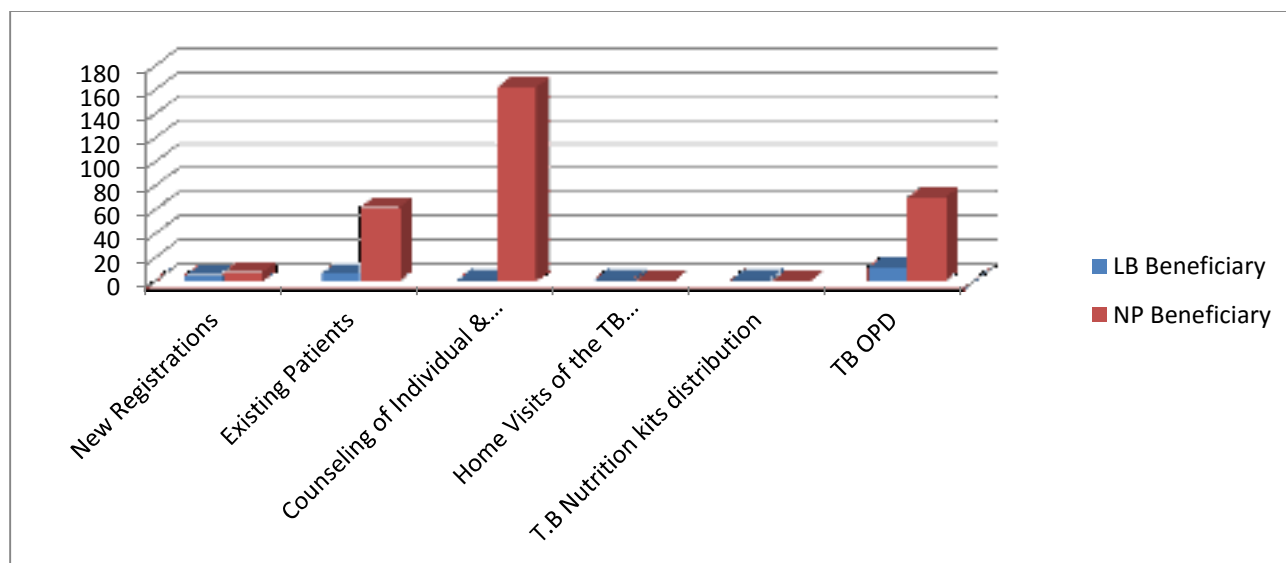




**Table 3.4.1 T B Clinic:**

Sr. No.	Activity	LB	NP
		Beneficiary	Beneficiary
1	New Registrations	5	8
2	Existing Patients	7	62
3	Counseling of Individual & their Family members	2	162
4	Home Visits of the TB patients	2	0
5	T.B Nutrition kits distribution	0	0
6	TB OPD	12	70
	Total	28	302





**Table No. 3.5.1 Laboratory Services**

Sir No	Laboratory Services	
1	CBC	14
2	MALARIAL PARASITE	3
3	FASTING / POST LUNCH SUGAR	10
4	WIDAL	4
5	ESR	3
6	RANDOM BLOOD SUGAR	6
7	HIV	23
8	CREATININE	1
9	CALCIUM	1
10	RENAL FUNCTION TEST	1
11	LIPID PROFILE	1
12	T3 T4 TSH	5
13	TSH	1
14	LIVER FUNCTION TEST	1
15	CRP	1
16	ELECTROLITES	1
17	BILIRUBIN	1
18	ANC PROFILE	1
19	BLOOD GROUP	3
21	URINE PREGANANCY TEST	3
22	URINE ROUTINE	3
	Total	87



### Laboratory Services-LB

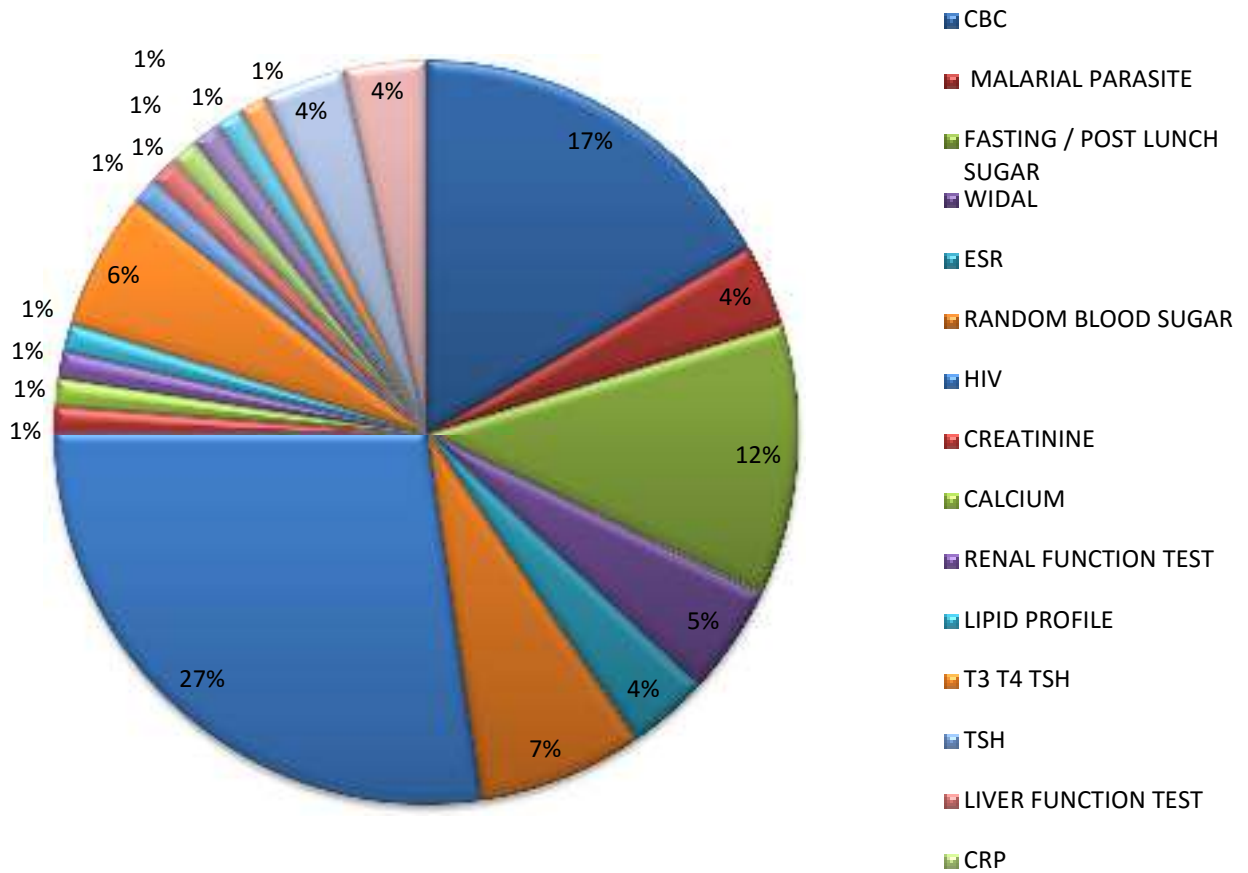
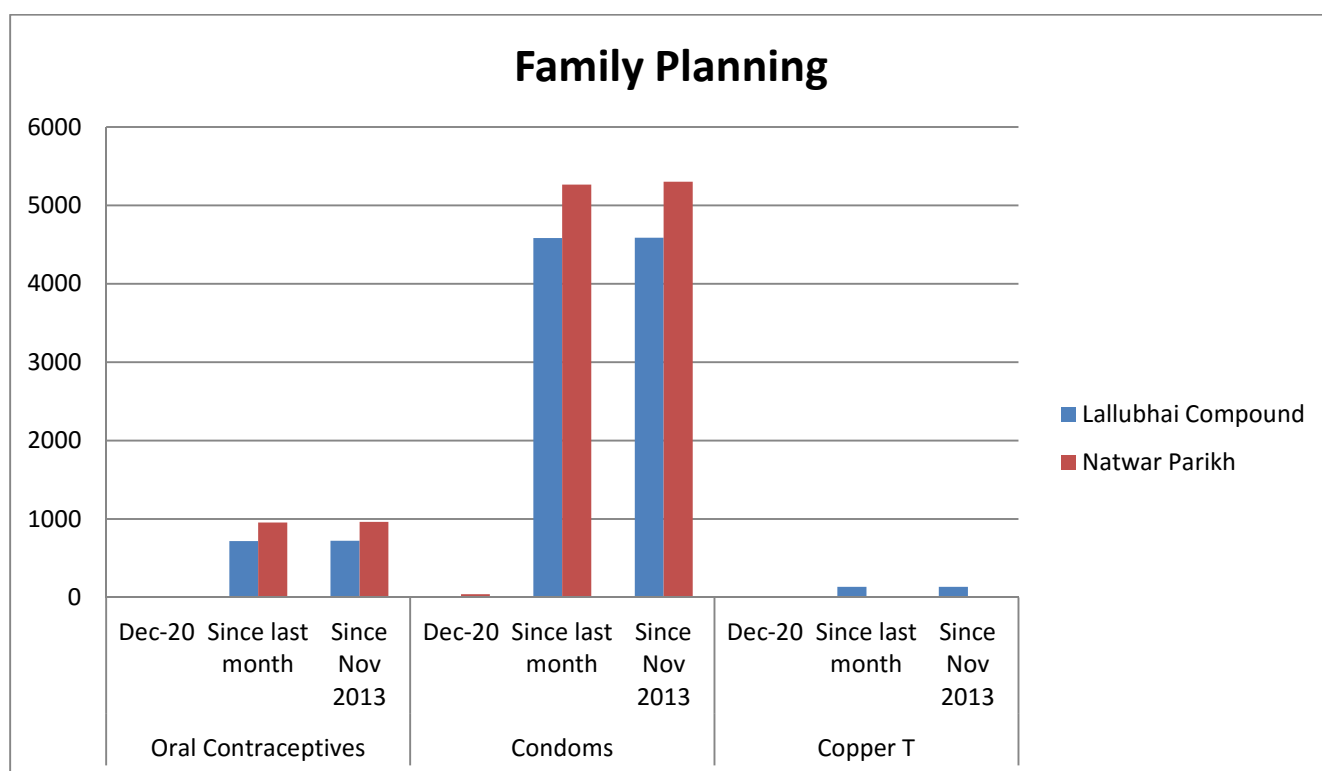


Table No. 3.6.1 Family Planning Services

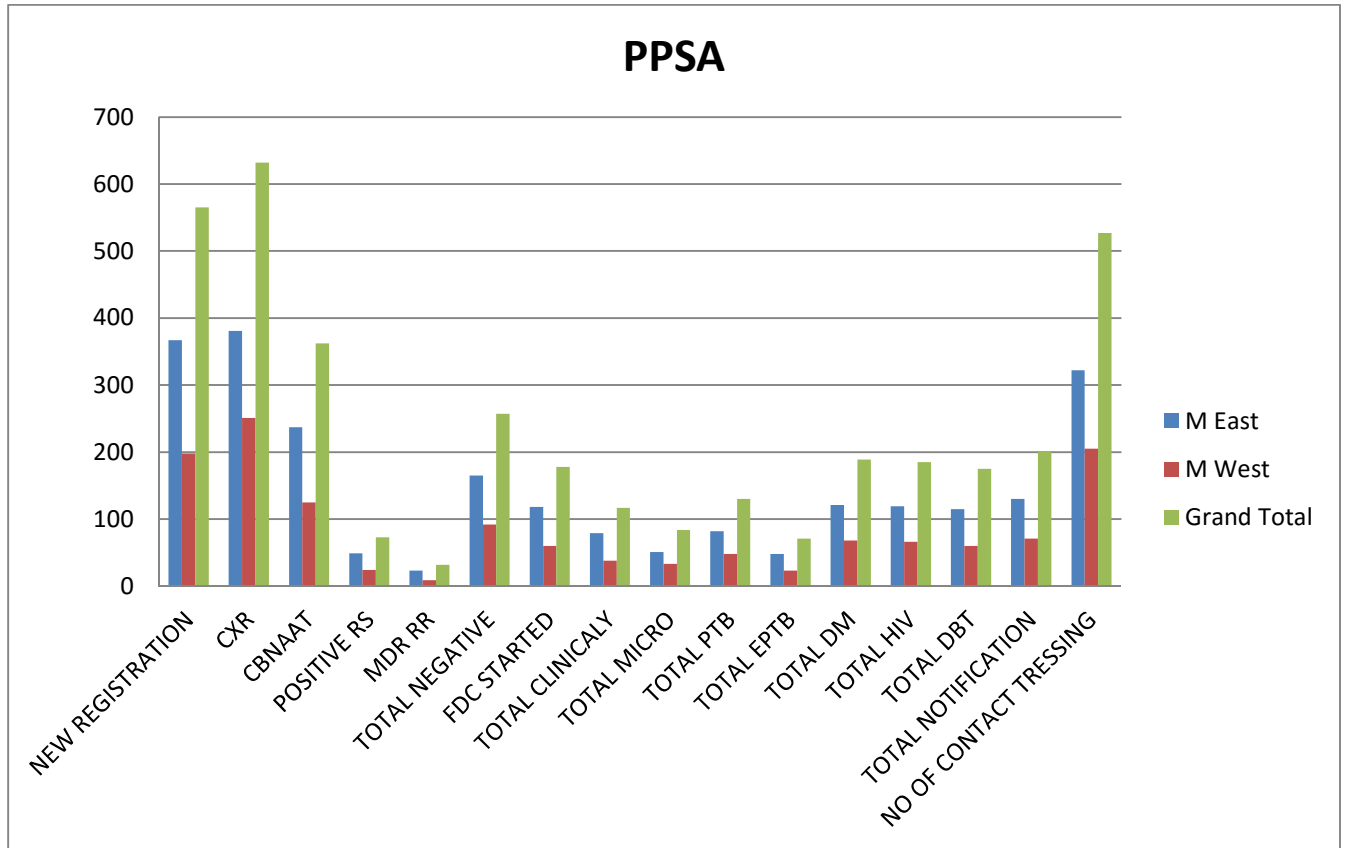
Centre	Oral Contraceptives			Condoms			Copper T		
	Dec-20	Since last month	Since Nov 2013	Dec-20	Since last month	Since Nov 2013	Dec-20	Since last month	Since Nov 2013
Lallubhai Compound	5	719	724	5	4585	4590	0	135	135
Natwar Parikh	10	954	964	40	5264	5304	0	14	14



**Table No. 3.7.1 PPSA**

<b>Sr. No.</b>	<b>Indicators</b>	<b>M East</b>	<b>M West</b>	<b>Grand Total</b>
1	<b>NEW REGISTRATION</b>	367	198	565
2	<b>CXR</b>	381	251	632
3	<b>CBNAAT</b>	237	125	362
4	<b>POSITIVE RS</b>	49	24	73
5	<b>MDR RR</b>	23	9	32
6	<b>TOTAL NEGATIVE</b>	165	92	257
7	<b>FDC STARTED</b>	118	60	178
8	<b>TOTAL CLINICALY</b>	79	38	117
9	<b>TOTAL MICRO</b>	51	33	84
10	<b>TOTAL PTB</b>	82	48	130
11	<b>TOTAL EPTB</b>	48	23	71
12	<b>TOTAL DM</b>	121	68	189
13	<b>TOTAL HIV</b>	119	66	185
14	<b>TOTAL DBT</b>	115	60	175
15	<b>TOTAL NOTIFICATION</b>	130	71	201
16	<b>NO OF CONTACT TRACING</b>	322	205	527



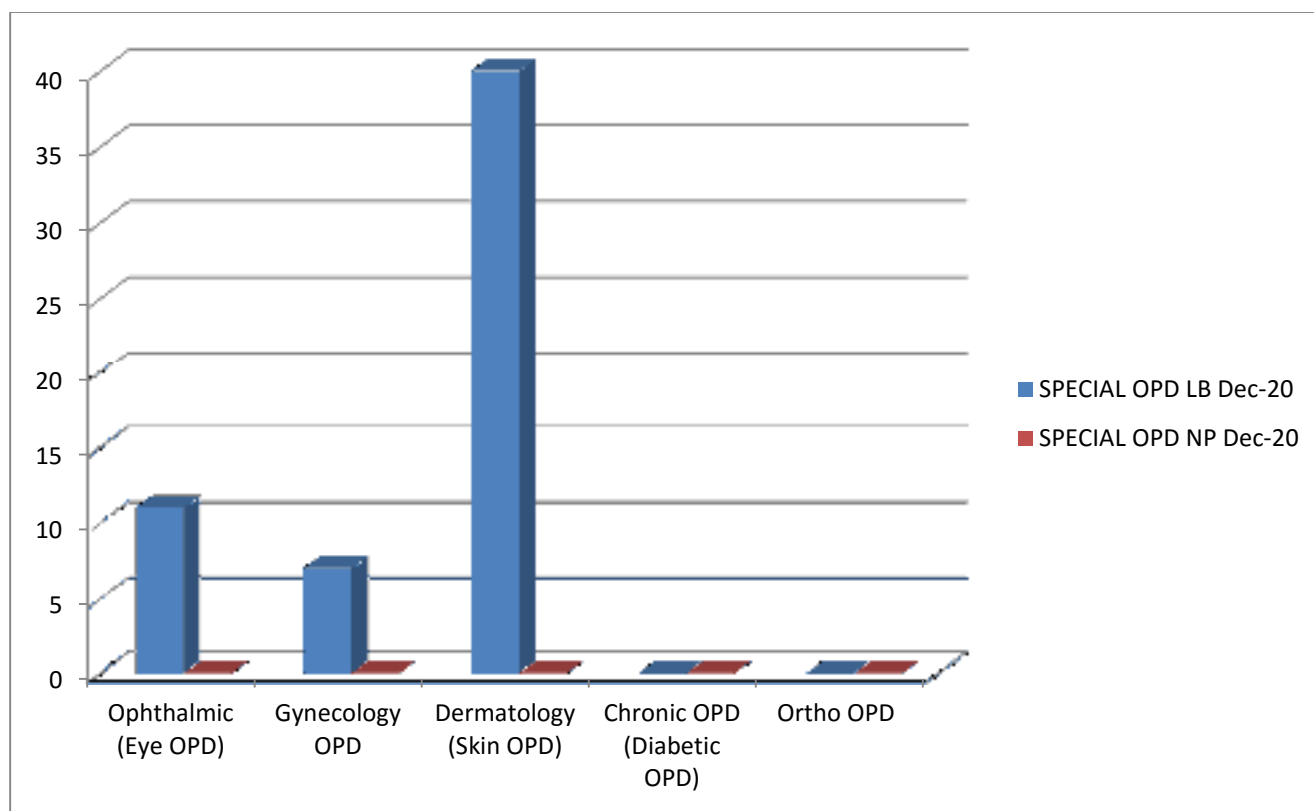




**Table No. 4.1.1 Special OPD Services at Lallubhai Compound**

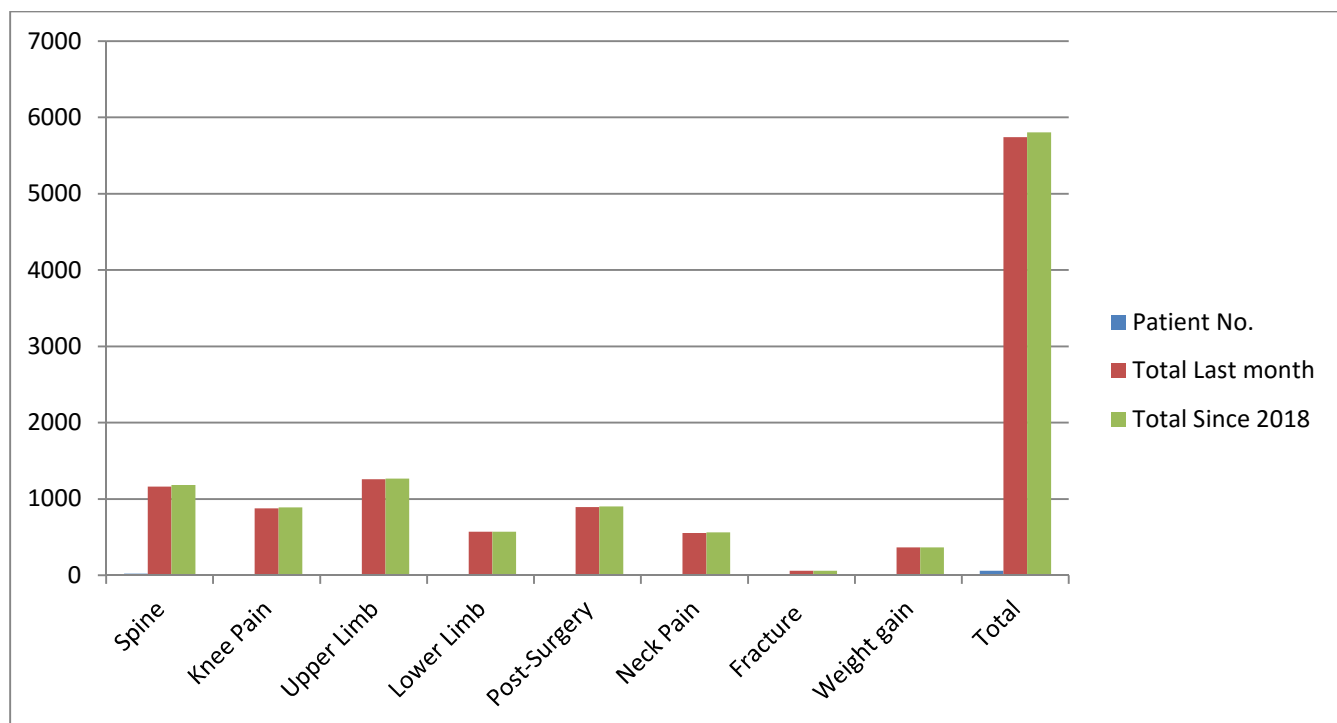
Sr. No.	Health Centre	Lallubhai compound			
		Dec-20	Year 2020-21	Total last month	Total
1	Ophthalmic (Eye OPD)	11	372	439	450
2	Gynecology OPD	7	4010	4022	4029
3	Dermatology (Skin OPD)	40	1157	1186	1226
4	Chronic OPD (Diabetic OPD)	0	1170	1430	1430
5	Ortho OPD	0	18	827	827

### Special OPD:



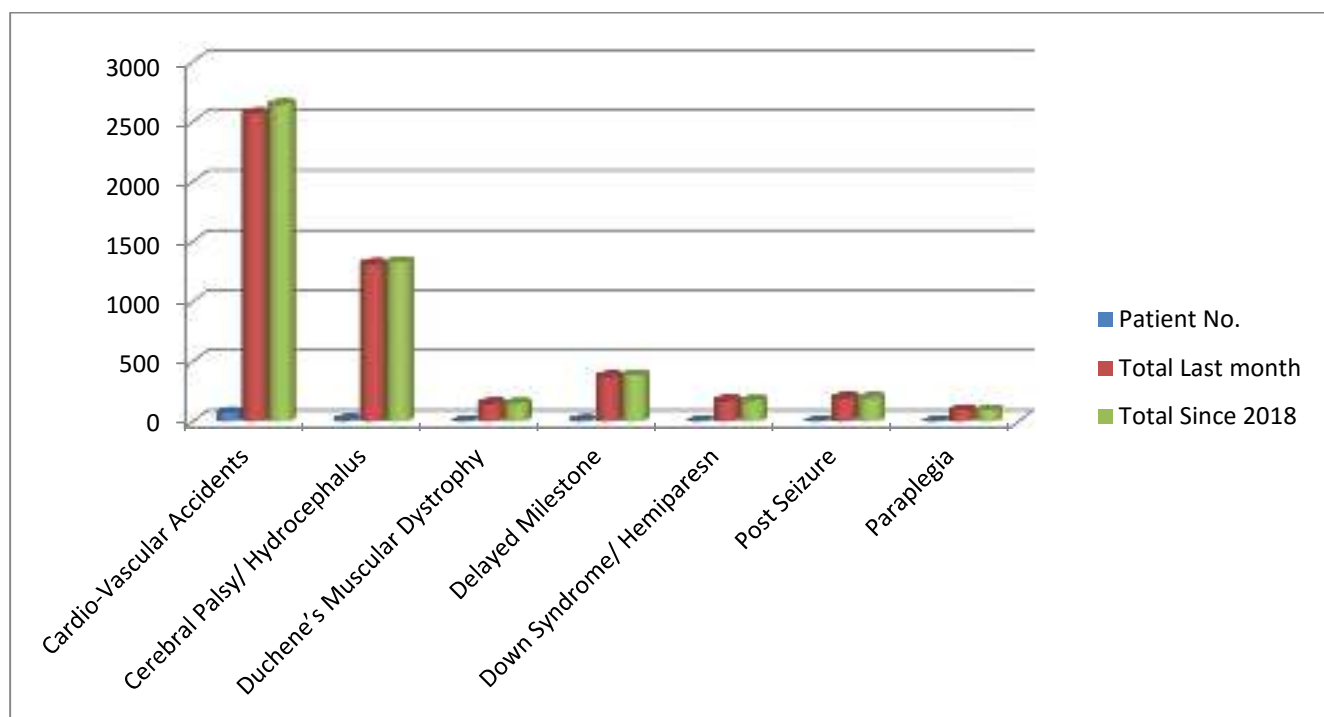
**Table No. 5.1.1. General Physiotherapy Clinic at Lallubhai compound center.**

Sr. No.	Conditions Treated	Patient No.	Total Last month	Total Since 2018
1	Spine	22	1162	1184
2	Knee Pain	13	877	890
3	Upper Limb	10	1258	1268
4	Lower Limb	2	571	573
5	Post-Surgery	6	895	901
6	Neck Pain	8	555	563
7	Fracture	0	60	60
8	Weight gain	0	365	365
<b>Total</b>		<b>61</b>	5743	<b>5804</b>



**Table No. 5.1.2. Disability Rehabilitation Clinic at Lallubhai Compound Centre.**

Sr. No.	Conditions Treated	Patient No.	Total Last month	Total Since 2018
1	Cardio-Vascular Accidents	74	2571	2645
2	Cerebral Palsy/ Hydrocephalus	15	1314	1329
3	Duchene's Muscular Dystrophy	0	151	151
4	Delayed Milestone	12	375	387
5	Down Syndrome/ Hemi paresis	0	174	174
6	Post Seizure	0	197	197
7	Paraplegia	0	92	92
<b>Total</b>		<b>101</b>	4874	<b>4975</b>



## Challenges & Activity

### 6.1.1 Challenges faced by staff & management department

Sr. No.	Challenges	Solution
1	Less Health Care Facilities Due to Lockdown	Started With Special OPD at Center
2	Low Immunization Beneficiaries	Started Immunization on Wheels
3	Transportation Issues for Patients due to Lockdown	Availability of Ambulance at some of the most Vulnerable Areas For Patients Transportation

## 5. ProjectGallery:



### MMU ACTIVITIES AT G-NORTH





**Disinfection activities in DFY centres**





**Protect to protector's project distributed ppe kits**





**Audio awareness Activities**





**Blood donation camp at LB centre**







**Immunisation at M-East Ward**





**Ambulance Facility For The Community**

