

Monthly Report Aug 2020



Inauguration of our two Ambulances in BMC office, at M - East ward Mankhurd, Mumbai, by MOH Sir- Dr. H.Nouni & Assistant Commissioner- Mr. Diwedi, Donated by Wipro for Covid-19 relief.

Total Patients Aailed services at DFY Lallubhai Compound Center	Total Patients Aailed services at DFY Natwar Parikh Center	Total Patients Aailed services at the Lallubhai & Natwar Parikh Centers
463	538	1001



Content:

Sr. No.	Topics	Pg. no.
1	Introduction	4
2	Highlights of the month	5
3	Project Statistical Data	7
3.1	Statistical Data of Health Centre Based Activities	7
3.2	Statistical Data of Dental care service	9
3.3	Statistical Data Outreach immunization services	10
3.4	Statistical Data TB clinic	12
3.5	Statistical Data Laboratory services	13
3.6	Statistical data of Family Planning Services	14
3.7	Special community outreach services	15
3.8	PPSA data	16
4	Challenges faced	17
5	Project Gallery	19



1. Introduction

Mumbai Railway Vikas Corporation (MRVC), MMRDA & Doctors for You (DFY) have been working in the M-east ward of Mumbai for the past three years for improvement in the socio economic and health indicators of the PAP's resettlement colonies. The interventions are being carried out through two health centers in the area. The Health centre in Natwar Parikh Area is functional since 2010 and in Lallubhai compound since 2013. The services are provided on daily basis by the team of doctors, paramedical staffs and outreach workers. The services are provided at the health centers on daily basis like general OPD, dental OPD, Tuberculosis treatment, Immunization, Growth monitoring OPD, family planning and maternal & child health services.

In the health centre at Lallubhai compound specialized services i.e. physiotherapy and disability rehabilitation, Gynecology clinic, Eye clinic and Skin disease, Psychiatric, heart ailments treatment etc. are also provided. The OPD services are backed up by laboratory services and pharmacy. With the opening of health centre, quality health services are easily accessible and affordable to residents of these PAP's resettlement colonies and nearby slum areas. DFY have now been providing health care services to more than 3 lakh populations.

Apart from services at the health centre, health services and awareness activities are also organized in the area through community meetings, rally, and street plays etc. The main aim of the project is to provide preventive and curative health care services to all.

2. Highlights of the month

1. **Mobile Medical Units (MMU):**

Mumbai DFY is screening patients through Mobile Medical Units (MMU) with the help of doctors and nursing staff. Covering different community, vulnerable area and slum Total Beneficiaries covered in MMU this Month is 1160 & the total no of MMU is 12.

2. **Door to Door Campaign:**

Rumor and false information on COVID- 19 is a major concern in the rural and slum areas. Thus to prevent rumor and support local administration, DFY team is working on Door to Door campaign to screen patients total Beneficiaries for Door to Door Campaign : 1500+

3. **Disinfectant Activity:**

For current situation Disinfection activity plays an important role as cleanliness can prevent staff and patients by getting infected. Disinfection is done both in our center and Ambulance. Three times in our centers before and After OPDs and ambulance are disinfected pre and post activity.

4. **Immunization:**

DFY is continuing immunization of children on field during this pandemic. Immunization on wheels covers various Slums and Health post in M-east Ward; Total Number of beneficiaries covered **300** patients.

5. Protect the protectors Campaign:

DFY has donated materials and equipment like PPE Kit, Face Shield, N-95 Face Mask, Sanitizer Hand gloves, Tide Boxes etc. to the hospitals and for health workers working in Frontline against covid-19. Covering more than 35 Hospitals with Donations. DFY has Donated PPE Kits: 10000+, N95 Mask: 5000+

6. Awareness Activity:

DFY is regularly working on the Awareness Activity in order to make people aware and guide them to prevent and protect themselves in Covid-19 Pandemic. Total area covered at M East ward: 81 locations.

7. Hygiene Kit Distribution:

Hygiene kit distribution (Mask and Soaps) the programs were organized in slums and other rural community, we have covered around **8,350** Beneficiaries till the date we distributed Hygiene kit to local in slums & Health worker working at frontline during this Pandemic.

8. Training Activity:

COVID 19 awareness sessions are most important in this pandemic. DYF is providing regular trainings to the Health workers and doctors for proper precautions to be taken during this covid pandemic. Sessions and training are on donning and doffing of PPE kit. Use of disinfectant solutions for sanitation and disinfection of centers...

Total people Trained: 84

3. Project Status and Statistical Data

The area wise details of health care activities undertaken by DFY are given below:

3.1 Statistical Data of Health Centre based activities

Table 3.1.1 General OPD services at Lallubhai Compound Colony Centre

Sr. no.	Particulars	Aug-20	Year 2019-20	Aug-19	Year 2018-19	Total Since Last Month	Total Since 2012
I	G.OPD Patients	463	39747	1666	46763	155328	155791
a	Male Patients	165	12970	536	15972	58647	58812
b	Female Patients	298	25119	1130	30791	95176	95474
c	Children Below 5	27	4504	107	5723	23587	23614
d	Children b/w 5 and 12 years	26	2402	77	2959	14660	14686
e	Patients Above 60 Years	114	9447	430	15322	31095	31209
f	New Patients	463	17284	811	30696	31176	31639
g	Follow up Patients	0	20931	855	16041	48752	48752

Table 3.1.2 MCH services at Lallubhai Compound Centre

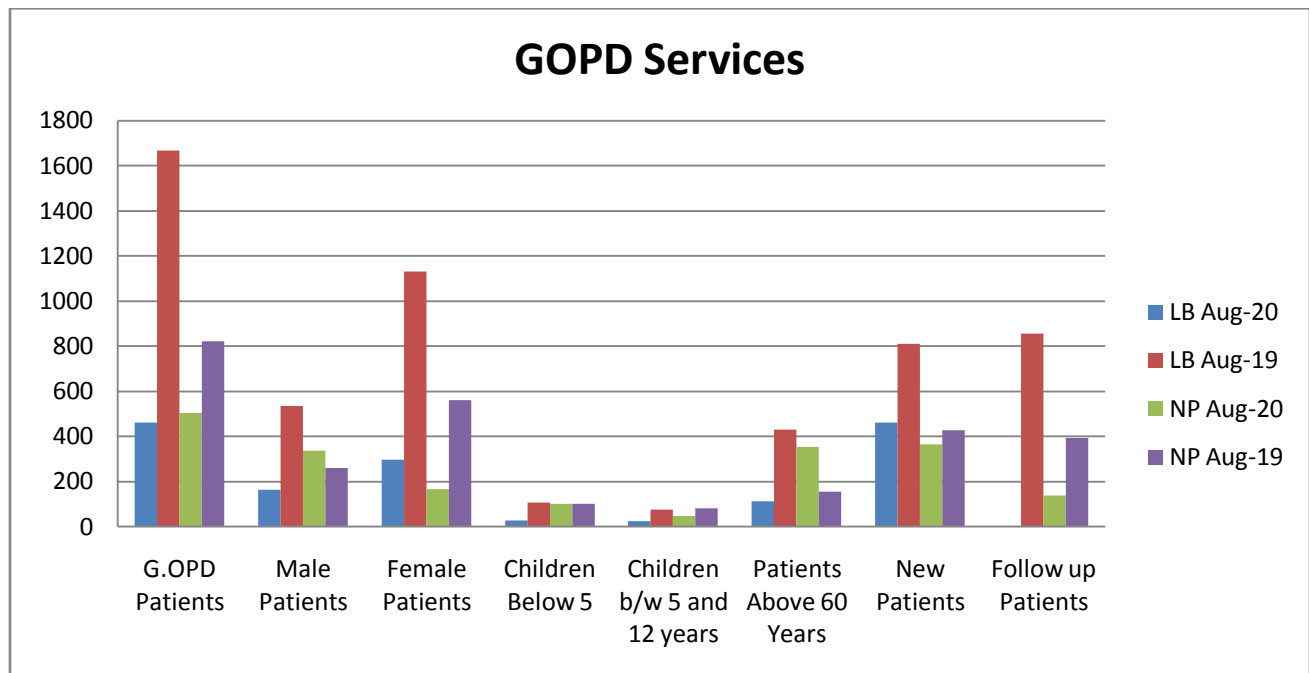
Sr. No.	Particulars	Aug-20	Year 2019-20	Aug-19	Year 2018-19	Total Since Last Month	Total Since 2012
1	ANC check-up	0	726	0	1082	2983	2983
2	Family Planning Services	0	726	59	1541	6479	6479
3	Immunization Services (ANC+ Routine)	429	1155	553	7275	21296	21725
4	Vitamin A Supplementation	0	726	238	2899	12242	12242
5	De-worming Services	122	848	312	4483	16137	16259

Table 3.1.3 General OPD services at Natwar Parikh Compound Colony Centre

Sr. No.	Particulars	Aug-20	Year 2019-20	Aug-19	Year 2018-19	Total Since Last Month	Total Since 2012
II	G.OPD Patients	505	20795	822	28140	870690	871195
a	Male Patients	338	7130	261	9179	34850	35188
b	Female Patients	167	13665	561	17961	59033	59200
c	Children Below 5 year	102	2686	102	3426	16236	16338
d	Children b/w 5 to12 years	48	2177	83	1678	11775	11823
e	Patients Above 60 Years	355	4105	155	6726	9543	9898
f	New Patients	367	13449	427	11763	22556	22923
g	Follow up Patients	138	7351	395	15503	33819	33957

Table 3.1.4 MCH services at Natwar Parikh Compound Centre:

Sr. No.	Particulars	Aug-20	Year 2019-20	Aug-19	Year 2018-19	Total Since Last Month	Total Since 2012
1	ANC check-up	14	727	30	699	2290	2304
2	Family Planning Services	65	4093	86	1083	8138	8203
3	Immunization Services (ANC+ Routine)	11		119	7407	9670	9681
4	Vitamin A Supplementation	0	1573	40	2152	6767	6767
5	De-worming Service	81	3988	175	3480	11454	11535



3.2 Statistical Data of Dental Care service

Table 3.2.1 Dental care services at Lallubhai Compound Centre:

Sr. No	Particulars	Aug-20	Year 2019-20	Total Since Last month	Total Since Oct 2012
1	Total OPD patients	104	10913	30987	31091
2	X-Ray taken	0	738	1713	1713
3	Extraction Done	3	909	3213	3216
4	Restoration Done	4	373	1006	1010
5	Scaling done	0	277	876	876
6	RCT	7	614	2501	2508

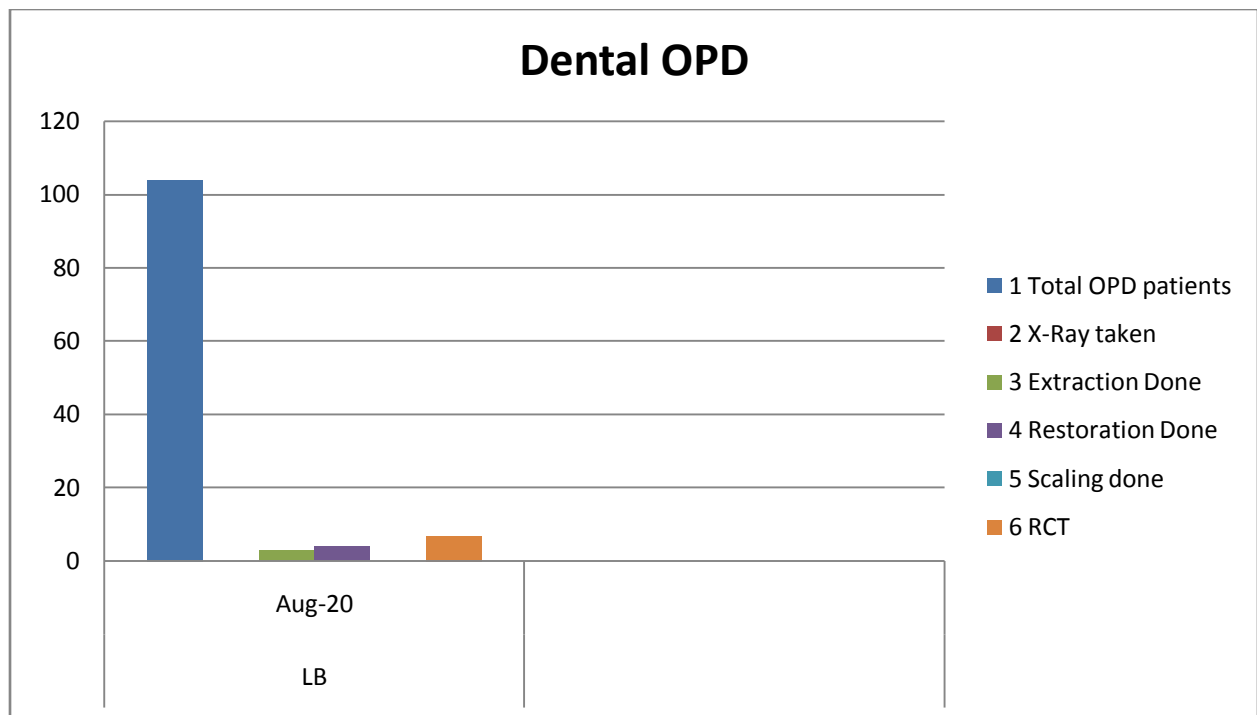


Table 3.3.1. Outreach Immunization Services (0-5 age group children)

Sr. No.	Health Centre	Number of children Immunized	Total Children Till last month	Total Children Since 2018
1	Immunization on wheels	387	10279	10666
Total		387	10279	10666

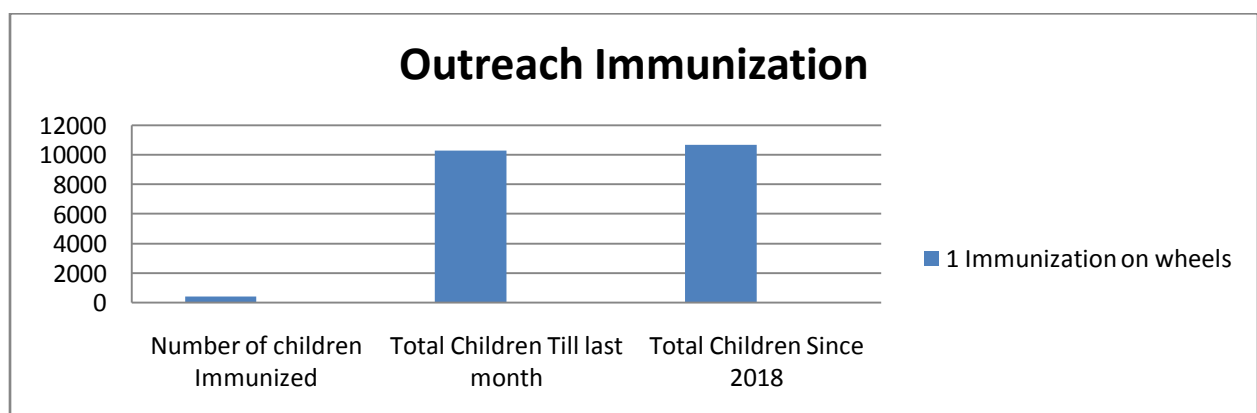


Table 3.3.2 Center Immunization Services (0-5 age group children)

Sr. No.	Health Centre	Number of children Immunized	Total Children Till last month	Total Children Since 2018
1	Lallubhai Compound	42	5709	5751
2	Natwar Parikh	11	9379	9390
Total		53	15046	15141

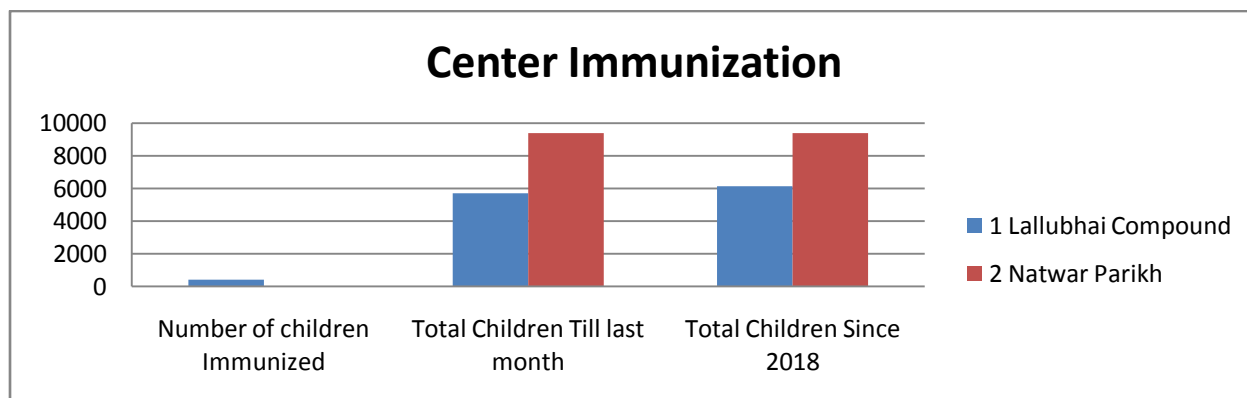


Table 3.4 T B CLINIC

Sr. No.	Activity	Lallubhai compound	Natwar Parikh
		Total in Aug 2020	Total in Aug 2020
1	New Registrations	3	2
2	Existing Patients	14	35
3	Counseling of Individual & their Family members	2	159
4	Home Visits of the TB patients	1	
5	T.B Nutrition kits distribution	0	0
6	TB OPD	4	0

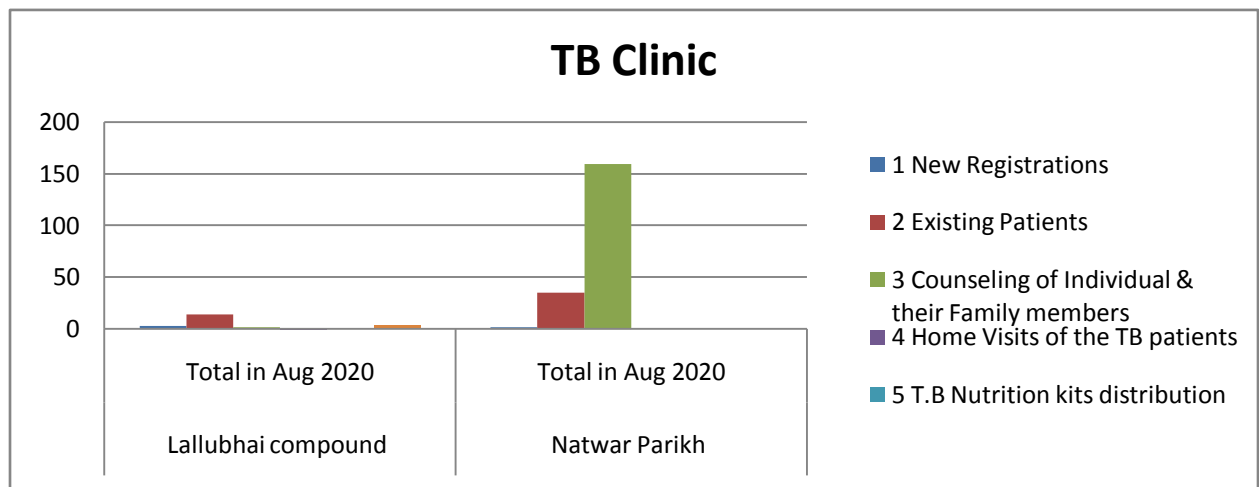
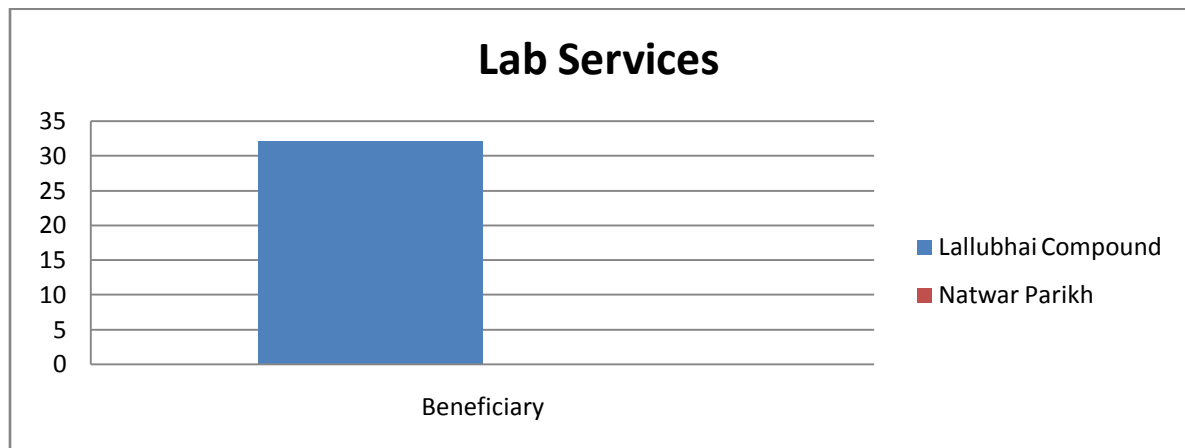


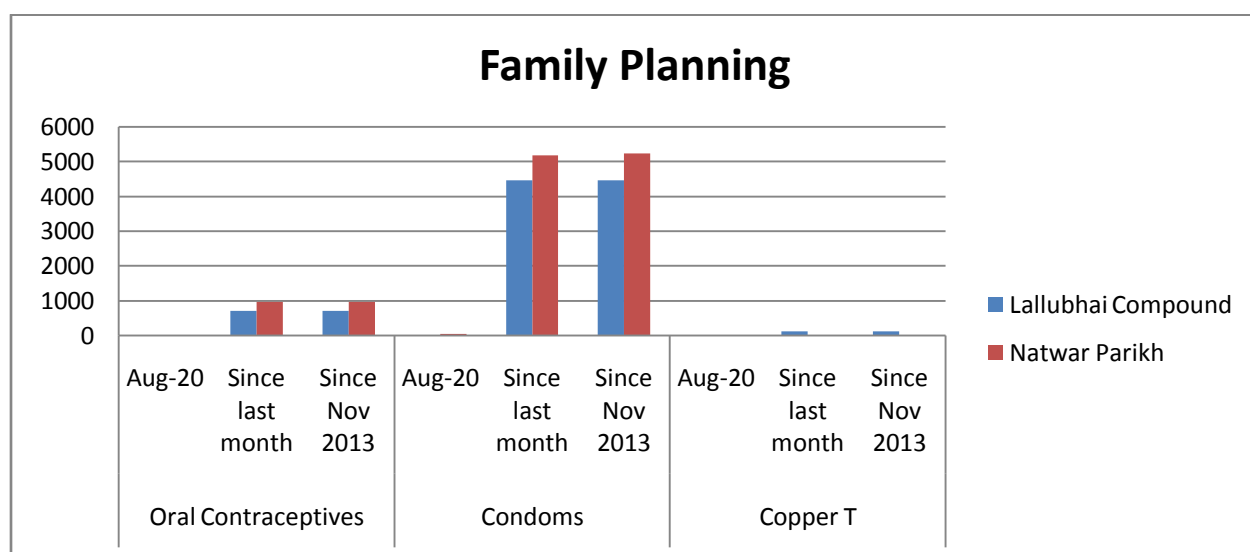
Table No. 3. 5.1 Laboratory Services

Centre	Beneficiary
Lallubhai Compound	20
Natwar Parikh	0



3.6 Statistical data of Family Planning Services

Centre	Oral Contraceptives			Condoms			Copper T		
	Aug-20	Since last month	Since Nov 2013	Aug-20	Since last month	Since Nov 2013	Aug-20	Since last month	Since Nov 2013
Lallubhai Compound	0	721	721	0	4455	4455	0	135	135
Natwar Parikh	10	961	971	55	5170	5225	0	14	14



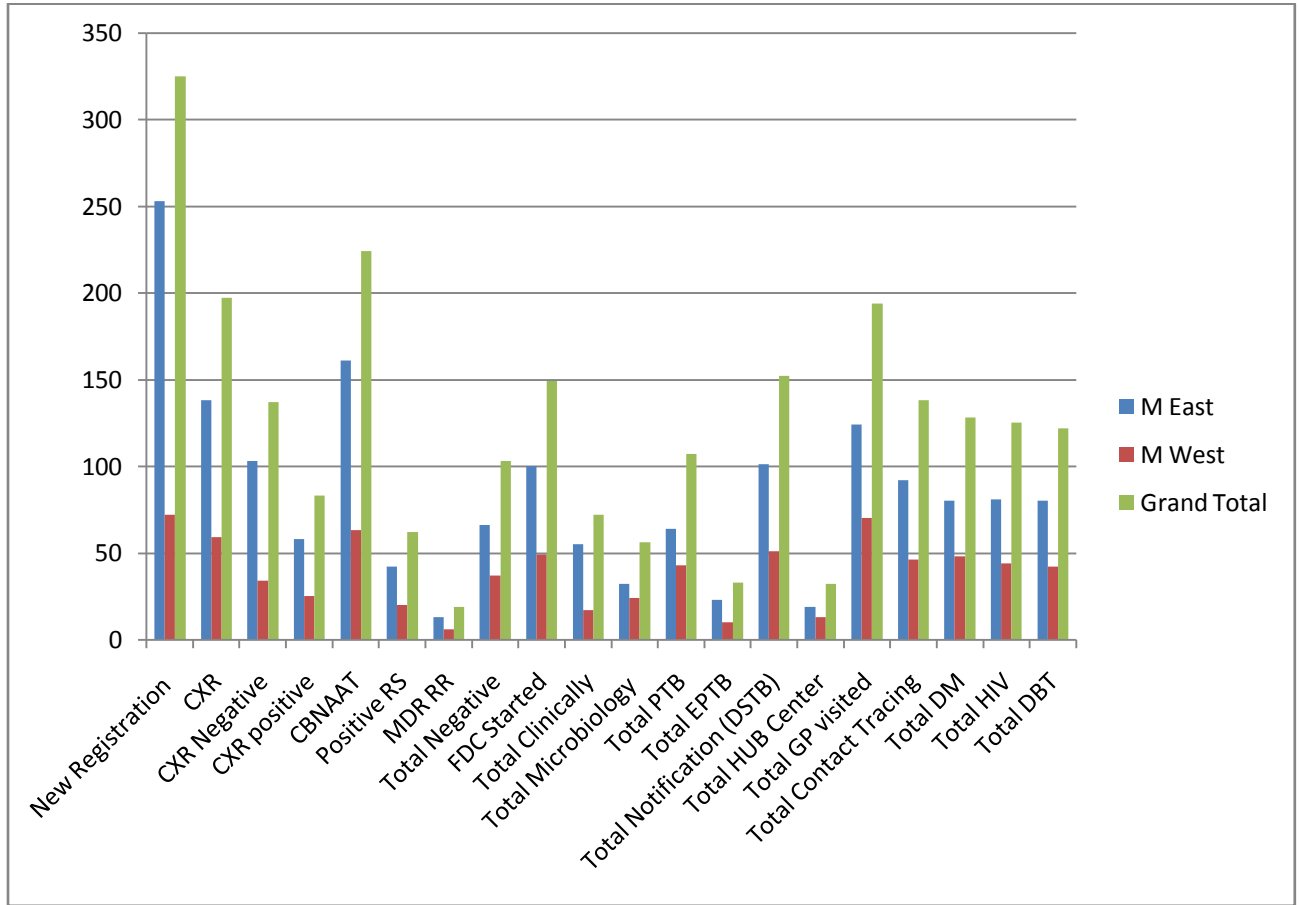
**Table No. 3.7.1. Special Community Outreach Services and Health Camp
Statistic**

Sr. No.	Date	Place	Beneficiaries
Mobile Medical Unit			
1	07/08/2020	SHIVAJI NAGAR BUDHA VIHAR	102
2	08-08-2020	SAKINAKA	78
3	13-08-2020	JANTA NAGAR	70
4	14-08-2020	BAIGANWARDI	63
5	19-08-2020	BAIGANWARDI ROAD NO 8	101
6	20-08-2020	KADKARI MAHUL	50
7	26-08-2020	AMBEDKAR CHUAL GOVANDI	101
8	27-08-2020	CHETA CAMP	62
		Total	627

Table No. 3.8. PPSA Details:

TB PPSA				
Sr. No.	Indicators	M East	M West	Grand Total
1	New Registration	253	72	325
2	CXR	138	59	197
3	CXR Negative	103	34	137
4	CXR positive	58	25	83
5	CBNAAT	161	63	224
6	Positive RS	42	20	62
7	MDR RR	13	6	19
8	Total Negative	66	37	103
9	FDC Started	100	49	149
10	Total Clinically	55	17	72
11	Total Microbiology	32	24	56
12	Total PTB	64	43	107
13	Total EPTB	23	10	33
14	Total Notification (DSTB)	101	51	152
15	Total HUB Center	19	13	32
16	Total GP visited	124	70	194
17	Total Contact Tracing	92	46	138
18	Total DM	80	48	128
19	Total HIV	81	44	125
20	Total DBT	80	42	122

PPSA



4 Challenges & Activity

4.1.1 Challenges faced by staff & management department

Challenges faced with their solution:

Sr. No.	Challenges	Solution
1	Poor population at center due to this pandemic virus(Covid19)	Conducted Door to Door awareness session
2	Low Immunization Beneficiaries	Started Immunization on Wheels

5. Project Gallery:



Picture 1: MMU Screening



Door to Door Campaign at H Ward & M Ward



Disinfection Activity at LB center



Immunization in M-East ward Area



Donation at Tata Memorial Hospital & Mithaghar BMC School



Audio Awareness Activity



Training Activity

Doctors For You (Head Office)

Address:

Flat-101/102, Building No-31, Natvar Parikh Compound, Near Indian Oil, Shivajinagar, Govandi, Mumbai – 400 043

Web site Address: www.doctorsforyou.org